



**PRODUCT NO.: 7514**



## **PROFILLER 1100 CAPSULE FILLING SYSTEM, TORPAC (SIZE 1)**

### **100-Hole Capsule Machine**

**DESCRIPTION:** Everything you need to fill one capsule size: Hand-Held Filler Base, Orienter Base and Locking Plate / Change Parts for one capsule size: Caps Tray, Body Sheet Set (A, B, C), Spacer Plate, Capsule Locker, Orienter Tray / 50-pin tamper / Powder Spreader / Powder Tray / Powder Tray Clamps

#### **FEATURES:**

- Shipped fully assembled. Ready for use in 5 minutes.
- All parts are dishwasher safe & can be dried in a hot air oven or with a portable hair dryer.
- 2 minute size changeover. Change Parts available for Size 000-5, 00el-2el.
- Size changes are adjustment and tool free.
- Orienter base accommodates sizes 00-4
- All metal parts Inox (SS316) for reduced static
- Fill weights, USP/EP method within  $\pm 1-2\%$  of average. More information at [www.profiller.com/fw](http://www.profiller.com/fw).
- Multiple design features make it easier to use than other 100 hole systems: Up to 35% faster than other 100 hole systems based on a patented design and included accessories.
- Designed for fast disassembly & visual verification of cleaning.
- Fill powder using tapping, tamping or vibration (optional). Now 20% smaller for easier tapping.
- Works with all capsules including gelatin, vegetarian/HPMC and starch capsules.
- Tamper size range optimized for higher fill weights and faster filling.
- Includes Capsule Locker for hard-to-lock powders & Powder Tray Clamps to stabilize powder tray during capsule filling
- Fully lock capsules after filling, unlike most hand-held fillers - saving you time and frustration!
- Video tips at [www.profiller.com](http://www.profiller.com). Well-illustrated manuals in multiple languages.
- Compliance: CE, cGMP (validation package available upon request)

#### **ADDITIONAL INFORMATION:**

**Warranty:** 1 year

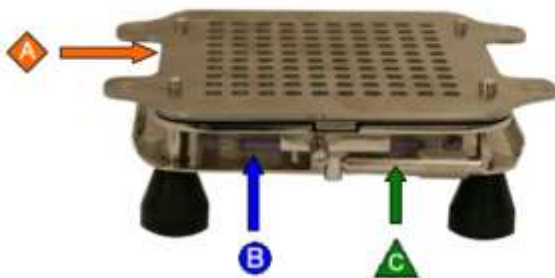
**Applicable Products:**

- ☑ 7352: Partial Batch Kit, ProFiller 1100 (Sizes 00-4)
- ☑ 8314: Vibrating Table, ProFill 100 & ProFiller 1100/3600 (110-120V)

**Description of Features:**

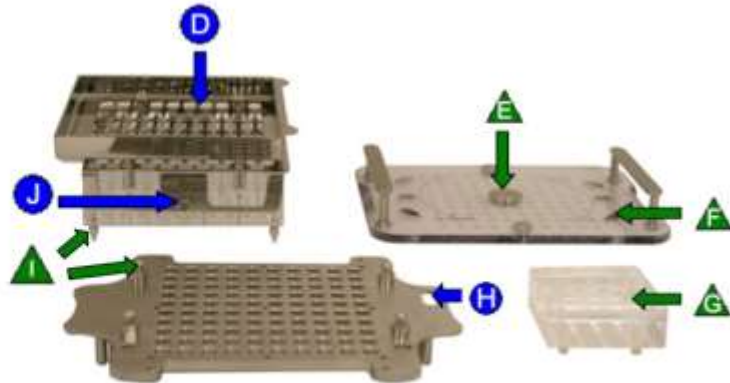
**Shipped Fully Assembled**  
**Fully Dishwasher Safe**  
**2 minute Size Changeover**

- Ease of Use
- ◆ GMP
- ▲ Speed



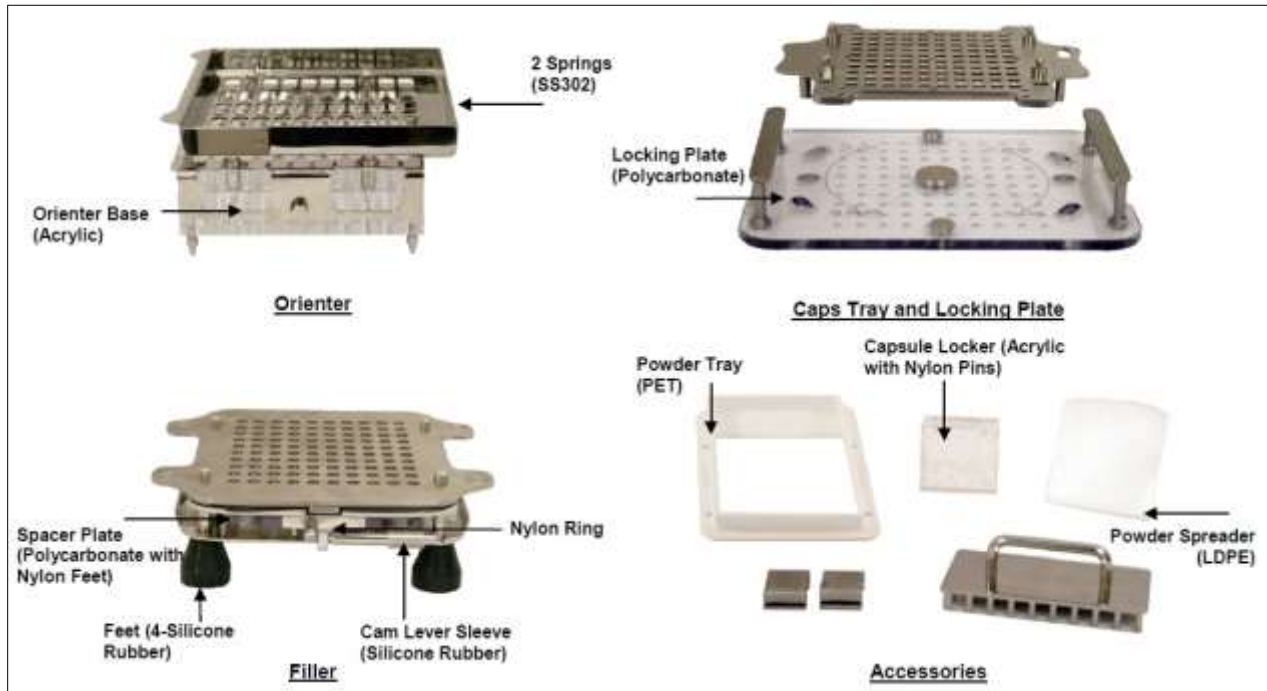
- ◆ All metal parts Inox (316 Stainless Steel) for less static and improved GMP
- Adjustment-free Spacer Plate for fast size changes and consistent fill weight
- ▲ Cam Handle for fast capsule separation

- Patented design slots, laser cut for 100% capsule orientation
- ▲ Locking Plate with domes to prevent capsule cap dents
- ▲ Fully separates from Caps Tray for easy removal of filled capsules.
- ▲ 25-hole Capsule Locker is size-specific. Speeds locking, prevents over-locking & capsule body dents
- Locked Capsule Indicator
- ▲ Locating Pins in Orienter & locating holes in Filler for 100% capsule transfer into Filler
- Orienter. Now only 2 screws from sides for size change. Use without screws and shake only lightweight orienter tray.



- Powder Tray is extra deep for fast spreading
- ▲ 50-pin Tamper in optimum size ranges 000, 00, 0-1, 2-3, 4 for faster filling & higher fill weights
- ◆ Powder Tray clamps for pharmacy compounding or filling on optional Vibrator
- Full size Powder Spreaders (2)

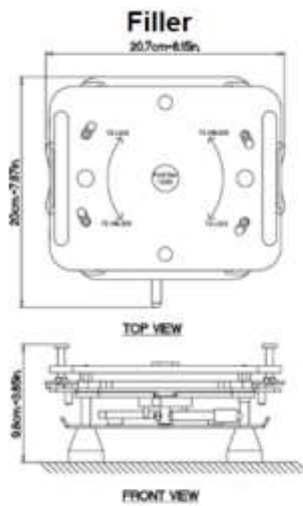
**Materials of Construction:**



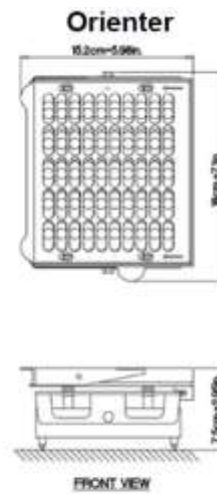
**NOTE:**

- Parts not otherwise labeled are made of Inox (Stainless Steel 316).
- Nylon parts are known to discolor when used with Erythrosine. The Powder Spreader is known to discolor when used with Beta Carotene or Sunset Yellow.

**Dimensions & Weight:**



21 x 20 x 10 cm  
8 x 8 x 4 in



18 x 15 x 8 cm  
7 x 6 x 3 in

**Shipping Weight: 15 lbs / 7.0 kg**

## Cleaning & Drying Methods:

- 1) **Automatic Dishwasher:** All parts are fully dishwasher safe using automatic dishwasher detergents. Plastic parts should be placed in top rack (<70°C / 160°F)
- 2) **Cleaning Agents:** We recommend cleaning using household hand dishwashing liquid. All items may be cleaned with NaOH (caustic soda) 1-2% solution, 1% sodium thiosulphate solution, or liquid detergents up to with up to 4% sodium hypochlorite.
- 3) **Isopropyl Alcohol:** Wipe with a cloth dipped in isopropyl alcohol, then immediately wipe dry with a clean cloth. Do not use on Orienter Base or Capsule Locker.
- 4) **Hot Air Drying:** Up to 60°C. Remove plastic parts from oven after 15-20 minutes. If using portable hair dryer, keep a distance of 12 inches (30cm) from all items.
- 5) **Autoclave:** Do not autoclave Orienter Base, Capsule Locker, Powder Spreader, Powder Tray. Other parts may be autoclaved at 121°C, 15 psi pressure for 15 minutes.