



**MEDISCA**<sup>®</sup>  
YOUR TRUSTED PARTNER IN COMPOUNDING

**PRODUCT NO.: 7372**











## **MD™ Pump (50mL)**

Bottle Only, White with Clear View Window

**DESCRIPTION:** The new portfolio of MD Dispensers was engineered for accuracy with a professional structure, yet designed to convey a cosmetic appeal. The MD Dispenser will maintain the integrity of a formulation, allowing users to dose preparations easily and accurately. The first of its kind on the market, this dispenser features a UV resistant view window for added convenience.

The Actuator is sold separately from the MD Pump Bottles for added flexibility of metered dosing options.

### **FEATURES:**

-  Airless dispensing
-  Metered dispensed volume
-  Excellent evacuation
-  Minimal priming required
-  UV-resistant
-  Protection from oxidation
-  Hygienic use, no bacterial contamination
-  Latex-, BPA- and PVC-free

### **TECHNICAL SPECIFICATIONS:**

Fill Capacity (mL)	50
Material of Construction	Piston: Polyethylene Bottle: Polypropylene
Dimensions (bottle only), L × Ø (cm / in)	2.3 x 1.9 / 5.7 x 4.8
Color	White with view window
Filling Method	Top-Filled w/ Snap Cap
UV-Resistance	Bottle: Yes View Window: Yes

**USA | CANADA | AUSTRALIA PACIFIC | EUROPE**

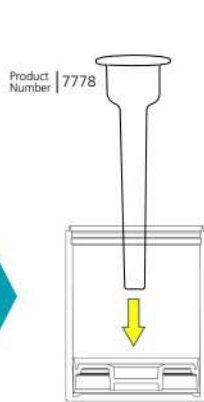
WWW.MEDISCA.COM

# FILLING INSTRUCTIONS:

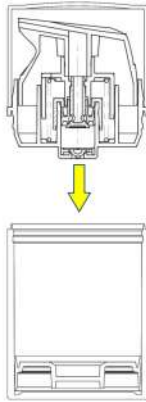
MD Pump

TO FILL :

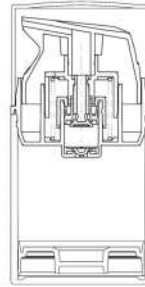
TO USE :



1. Fill bottle



2. Snap on actuator, making sure there is no gap between the actuator and the bottle



3. The pump is ready for use



4. Press to dispense (may require a few pumps to prime)

To minimize air entrapment and ensure proper function:

- Use a nozzle to fill from the bottom up;
- Tap the dispenser multiple times while filling to flatten the cream and evacuate air.