



**MEDISCA**<sup>®</sup>  
YOUR TRUSTED PARTNER IN COMPOUNDING

**PRODUCT NO.: 6846**



## **PROFILLER 1100 MULTIPLATE MACHINE, FIXED COMBO W/4 SIZES, TORPAC**

**4 Fixed Sizes: 00, 0, 1, 3**

**DESCRIPTION:** Receive all 4 most popular sizes Of 00, 0, 1, and 3 with 1 full system + 3 change parts + tampers to accommodate for each capsule size.

Everything you need to fill four capsule sizes: Hand-Held Filler Base, Orienter Base, Locking Plate and Change Parts for one of the capsule sizes / 3 Change Parts for extra capsule sizes: Caps Tray, Body Sheet Set (A, B, C), Spacer Plate, Capsule Locker, Orienter Tray, 50-pin tamper(s) (to accommodate for each capsule size), Powder Spreader, Powder Tray, Powder Tray Clamps.



### **FEATURES:**

- ✔ Shipped fully assembled. Ready for use in 5 minutes.
- ✔ All parts are dishwasher safe & can be dried in a hot air oven or with a portable hair dryer.
- ✔ 2 minute size changeover. Change Parts available for Size 00, 0, 1, 3.
- ✔ Size changes are adjustment and tool free.
- ✔ Orienter base accommodates sizes 00, 0, 1, 3
- ✔ All metal parts Inox (SS316) for reduced static
- ✔ Fill weights, USP/EP method within  $\pm 1-2\%$  of average. More information at [www.profiller.com/fw](http://www.profiller.com/fw).
- ✔ Multiple design features make it easier to use than other 100 hole systems: Up to 35% faster than other 100 hole systems based on a patented design and included accessories.
- ✔ Designed for fast disassembly & visual verification of cleaning.
- ✔ Fill powder using tapping, tamping or vibration (optional). Now 20% smaller for easier tapping.
- ✔ Works with all capsules including gelatin, vegetarian/HPMC and starch capsules.
- ✔ Tamper size range optimized for higher fill weights and faster filling.
- ✔ Includes Capsule Locker for hard-to-lock powders & Powder Tray Clamps to stabilize powder tray during capsule filling
- ✔ Fully lock capsules after filling, unlike most hand-held fillers - saving you time and frustration!
- ✔ Video tips at [www.profiller.com](http://www.profiller.com). Well-illustrated manuals in multiple languages.
- ✔ Compliance: CE, cGMP (validation package available upon request)

### **ADDITIONAL INFORMATION:**

**Warranty:** 1 year


**Applicable Products:**




-  7352: Partial Batch Kit, ProFiller 1 100 (Sizes 00-4)
-  8314: Vibrating Table, ProFill 100 & ProFiller 1 100/3600 (110-120V)


**Description of Features:**


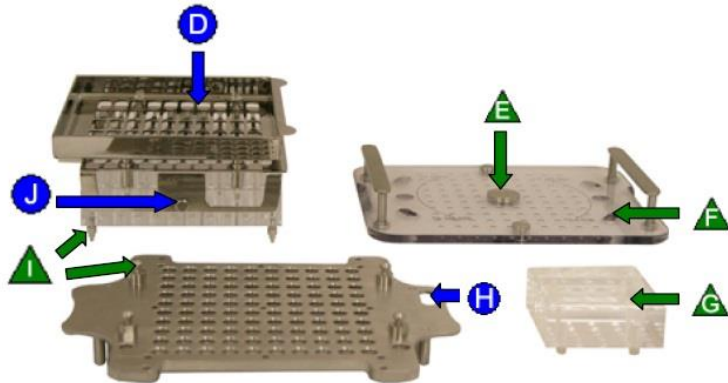
**Shipped Fully Assembled**  
**Fully Dishwasher Safe**  
**2 minute Size Changeover**





-  Ease of Use
-  GMP
-  Speed



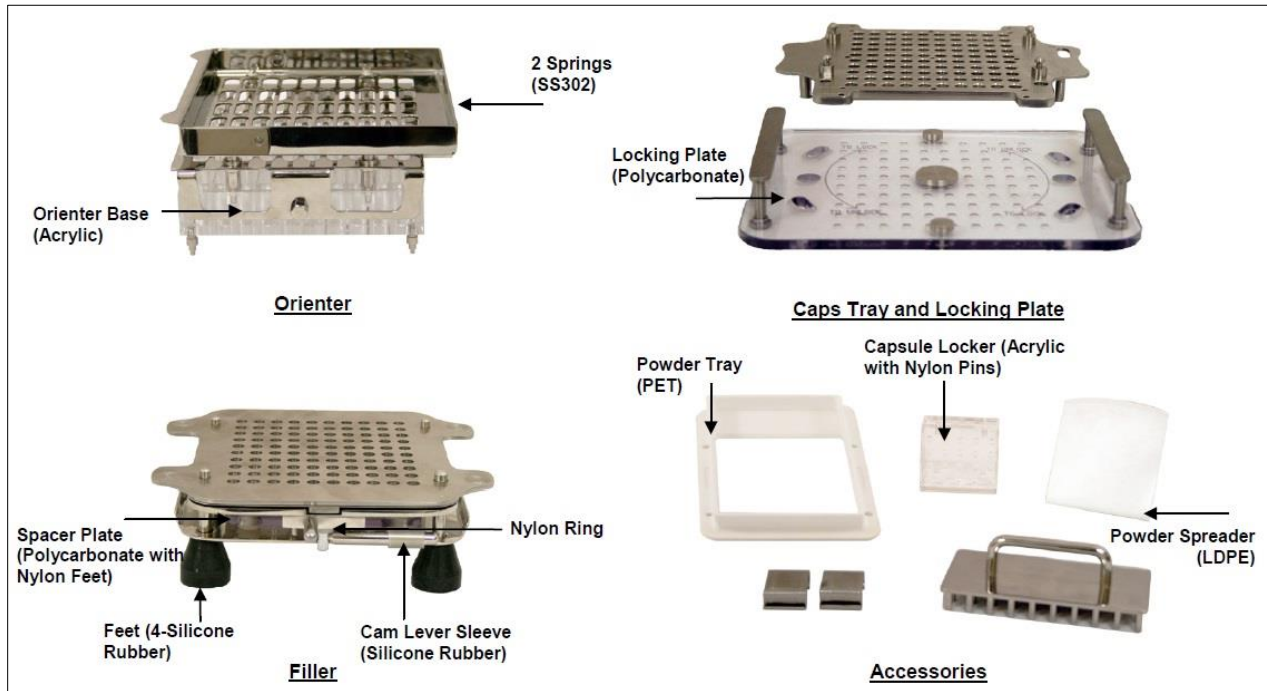
-  All metal parts Inox (316 Stainless Steel) for less static and improved GMP
-  Adjustment-free Spacer Plate for fast size changes and consistent fill weight
-  Cam Handle for fast capsule separation

-  Patented design slots, laser cut for 100% capsule orientation
-  Locking Plate with domes to prevent capsule cap dents
-  Fully separates from Caps Tray for easy removal of filled capsules.
-  25-hole Capsule Locker is size-specific. Speeds locking, prevents over-locking & capsule body dents
-  Locked Capsule Indicator
-  Locating Pins in Orienter & locating holes in Filler for 100% capsule transfer into Filler
-  Orienter. Now only 2 screws from sides for size change. Use without screws and shake only lightweight orienter tray.



-  Powder Tray is extra deep for fast spreading
-  50-pin Tamper in optimum size ranges 000, 00, 0-1, 2-3, 4 for faster filling & higher fill weights
-  Powder Tray clamps for pharmacy compounding or filling on optional Vibrator
-  Full size Powder Spreaders (2)

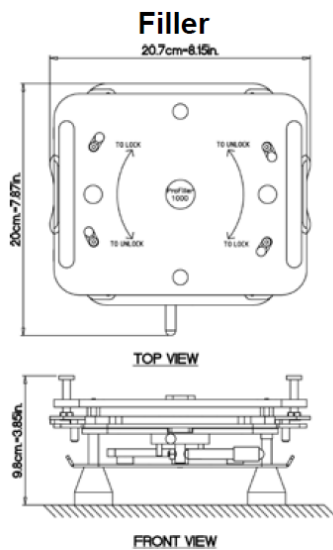
**Materials of Construction:**



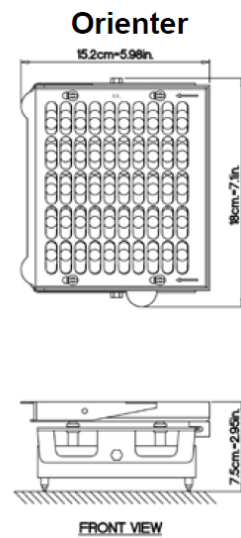
**NOTE:**

- Parts not otherwise labeled are made of Inox (Stainless Steel 316).
- Nylon parts are known to discolor when used with Erythrosine. The Powder Spreader is known to discolor when used with Beta Carotene or Sunset Yellow.

**Dimensions:**




21 x 20 x 10 cm  
8 x 8 x 4 in




18 x 15 x 8 cm  
7 x 6 x 3 in

## Installing Change Parts:




**No Tools  
Required**


Profiller 1100 system's patented design requires no tools or adjustments to change capsule size.




**1.** Unscrew 2 thumbscrews holding Orienter Tray to Base.




**2.** Position new Orienter Tray and secure with 2 thumbscrews.




**3.** Remove Caps Tray.




**4.** Set Cam Lever to 3 o'clock. Remove the 3 Body Sheets.



**5.** Lift out clear Spacer Plate and replace with new size Spacer Plate.



**6.** Place new size Body Sheet "a" then "b", then "c" on locating pins.






**7.** Place new size Caps Tray onto Filler. You are now ready to fill a new capsule size.

## Cleaning & Drying Methods:

- 1) **Automatic Dishwasher:** All parts are fully dishwasher safe using automatic dishwasher detergents. Plastic parts should be placed in top rack (<70°C / 160°F)
- 2) **Cleaning Agents:** We recommend cleaning using household hand dishwashing liquid. All items may be cleaned with NaOH (caustic soda) 1-2% solution, 1% sodium thiosulphate solution, or liquid detergents up to with up to 4% sodium hypochlorite.
- 3) **Isopropyl Alcohol:** Wipe with a cloth dipped in isopropyl alcohol, then immediately wipe dry with a clean cloth. Do not use on Orienter Base or Capsule Locker.
- 4) **Hot Air Drying:** Up to 60°C. Remove plastic parts from oven after 15-20 minutes. If using portable hair dryer, keep a distance of 12 inches (30cm) from all items.
- 5) **Autoclave:** Do not autoclave Orienter Base, Capsule Locker, Powder Spreader, Powder Tray. Other parts may be autoclaved at 121°C, 15 psi pressure for 15 minutes.

Page 4 of 4

 1.800.932.1039 |  1.800.665.6334 |  1300 786 392 | [WWW.MEDISCA.COM](http://WWW.MEDISCA.COM)

Please note that the information contained herein is for informational purposes only. The information is based on recognized compendia, manufacturers' instructions and/or other authoritative sources and texts. MEDISCA takes no responsibility for the validity or accuracy of this information. Customer MUST refer to USP, FDA, Health Canada, TGA and/or their State Board to ensure they comply with the specific regulations and ensure that appropriate procedures are in place.